

## Bach











WALL ELECTRIC FIRE

BCH20E



Bach

### Features

-  Unique Optiflame effect
-  2kW heat output
-  Choice of 2 heat settings
-  Thermostat
-  Variable flame brightness
-  Run-back timer (8 hours)
-  LED lighting
-  Remote control
-  Log effect fuel bed
-  Flame effect only

### Bach



### Remote Control



### Flame Effect



## Bach



W 696mm



D 183mm

H 600mm

### Dimensions & Weight

Height (mm)	Width (mm)	Depth (mm)	Weight (kg)
600	696	183	16.4kg

### Product Features

Heat Output	2kW
Heat Settings	2 - 1kW / 2kW
Variable Thermostat	Y
Fan Heat / Radiant Heat	Yes / No
Location of Controls	Top of fire
On/Off Switch	Y
Remote Control	Y
Batteries Included	1 x CR2032
Optiflame Effect	Y
Flame Type	Optiflame
Flame Effect Only	Y
Fuel Bed Supplied	Logs effect

### Product Features

Product Category	Electric Fires
Product Type	Wall
Brand	Dimplex
Model/Range Name	Bach
Flame Effect	Optiflame
Model Reference	BCH20E
Material Code	X-061256
Barcode	5011139061256
Commodity Code	8516299100
Country of Origin	PRC
Approvals	UKCA / BEAB
Guarantee Period	1 year

### Product Features

Lot 20 Compliant	Y
Freestanding	N
Wall Mountable	Y
Built in	Chassis can be inset into wall
View of fire	1 sided
Lamp Type	LED
Colour Settings	N
Kettle (IEC) Lead	N
Safety Cut Out	Y
Power Cord Length	1.8m
Core Materials	Metal / Plastic / Glass
Finish / Colour	Dark Grey/Black